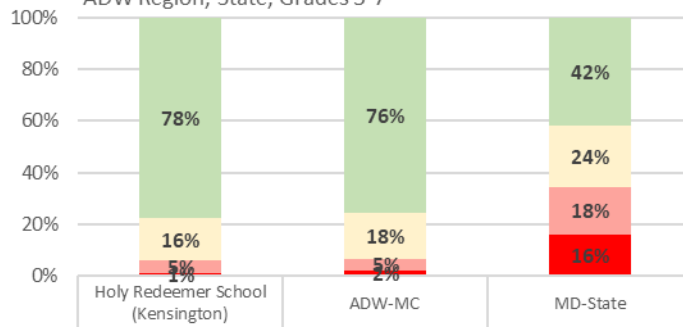
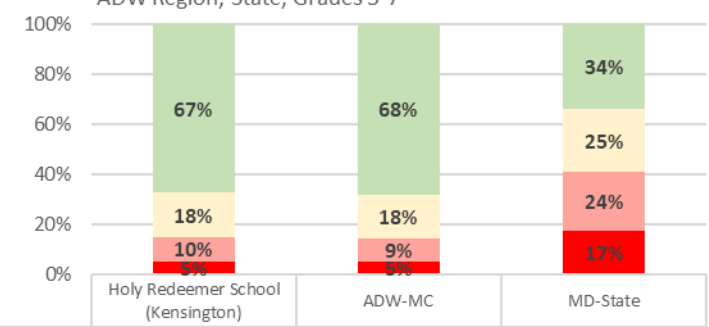


Local Comparison Reading-- Holy Redeemer School (Kensington)  
2017-18 PARCC Classification- School vs.  
ADW Region, State, Grades 3-7



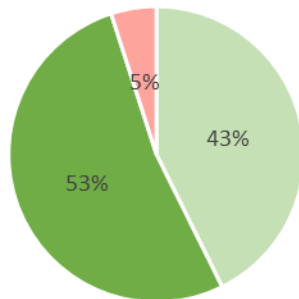
	Holy Redeemer School (Kensington)	ADW-MC	MD-State
Level 4/5- met or Exceeded Expectations	78%	76%	42%
Level 3- Approached Expectations	16%	18%	24%
Level 2- Partially met Expectations	5%	5%	18%
Level 1- Did Not Meet Expectations	1%	2%	16%

Local Comparison Math-- Holy Redeemer School (Kensington)  
2017-18 PARCC Classification- School vs.  
ADW Region, State, Grades 3-7



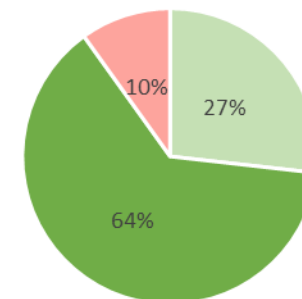
	Holy Redeemer School (Kensington)	ADW-MC	MD-State
Level 4/5- met or Exceeded Expectations	67%	68%	34%
Level 3- Approached Expectations	18%	18%	25%
Level 2- Partially met Expectations	10%	9%	24%
Level 1- Did Not Meet Expectations	5%	5%	17%

Holy Redeemer School (Kensington)  
2017-18 Scantron Performance Bands-- Reading,  
EOY Test Grades 3-7



■ Above Average ■ Average ■ Below Average

Holy Redeemer School (Kensington)  
2017-18 Scantron Performance Bands-- Math, EOY Test Grades 3-7



■ Above Average ■ Average ■ Below Average

